

*This Technical Committee Report has been prepared  
by NACE International Task Group T-1E-14\* on  
Standardization of Cathodic Protection Symbols*

## Engineering Symbols Related to Cathodic Protection

© July 2000, NACE International

*This NACE International technical committee report represents a consensus of those individual members who have reviewed this document, its scope, and provisions. Its acceptance does not in any respect preclude anyone from manufacturing, marketing, purchasing, or using products, processes, or procedures not included in this report. Nothing contained in this NACE International report is to be construed as granting any right, by implication or otherwise, to manufacture, sell, or use in connection with any method, apparatus, or product covered by Letters Patent, or as indemnifying or protecting anyone against liability for infringement of Letters Patent. This report should in no way be interpreted as a restriction on the use of better procedures or materials not discussed herein. Neither is this report intended to apply in all cases relating to the subject. Unpredictable circumstances may negate the usefulness of this report in specific instances. NACE International assumes no responsibility for the interpretation or use of this report by other parties.*

*Users of this NACE International report are responsible for reviewing appropriate health, safety, environmental, and regulatory documents and for determining their applicability in relation to this report prior to its use. This NACE International report may not necessarily address all potential health and safety problems or environmental hazards associated with the use of materials, equipment, and/or operations detailed or referred to within this report. Users of this NACE International report are also responsible for establishing appropriate health, safety, and environmental protection practices, in consultation with appropriate regulatory authorities if necessary, to achieve compliance with any existing applicable regulatory requirements prior to the use of this report.*

**CAUTIONARY NOTICE:** *The user is cautioned to obtain the latest edition of this report. NACE International reports are subject to periodic review, and may be revised or withdrawn at any time without prior notice. NACE reports are automatically withdrawn if more than 10 years old. Purchasers of NACE International reports may receive current information on all NACE International publications by contacting the NACE International Membership Services Department, P.O. Box 218340, Houston, Texas 77218-8340 (telephone +1[281]228-6200).*

### Foreword

This state-of-the-art report has been written in an effort to illustrate commonly used engineering symbols and graphic representations that are related to cathodic protection used in corrosion control. Because there are no current uniform designations for cathodic protection symbols, this state-of-the-art report is intended to provide a straightforward reference of commonly used symbols for engineers, designers, contractors, and other corrosion control personnel who use cathodic protection. This report is designed to assist in avoiding confusion among design, construction, and other associated corrosion activities.

This technical committee report was prepared by NACE International Task Group T-1E-14 on Engineering Symbols Related to Cathodic Protection, a component of Unit Committee T-1E on Cathodic Protection of Oilfield Equipment, with input from Unit Committee T-10A on Cathodic Protection. It is issued by NACE International under the auspices of Group Committee T-1 on Corrosion Control in Petroleum Production.

\* Chairman Gary Mikish, Cathodic Protection Services, 11616 W 59th St, Sand Springs, OK.

Introduction

Task Group T-1E-14 was formed to identify engineering symbols related to cathodic protection that are commonly used in industry and to disseminate this information for use by those who have a need for these symbols. To aid in accomplishing this task, a survey was distributed in 1994 to members of NACE Group Committees T-1 on Corrosion Control in Petroleum Production and T-10 on Underground Corrosion Control. The survey asked respondents to compile and return as many symbols being used by corrosion control and drafting personnel as

possible. Ten companies responded to the survey. The symbols included in this report are a result of these submissions, further investigations, and review by the task group.

The commonly used engineering symbols related to cathodic protection are listed under 16 different categories. The following index lists the categories and the pages on which they can be found.

Index to Engineering Symbols Related to Cathodic Protection

Junction Boxes..... 3

Induced AC Surge Protection ..... 6

Bond Boxes..... 8

Test Stations ..... 10

Reference Cells..... 13

Anodes — Horizontal..... 14

Anodes — Vertical..... 16

Instruments ..... 18

Impressed Current Sources ..... 20

Isolation Devices ..... 22

Casing..... 26

Lines ..... 27


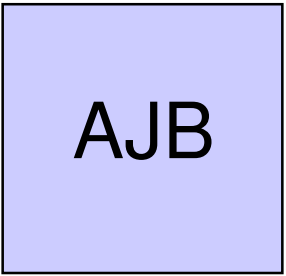

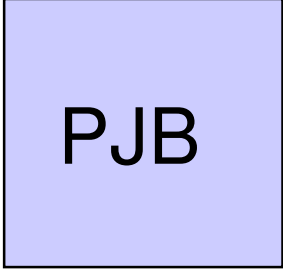
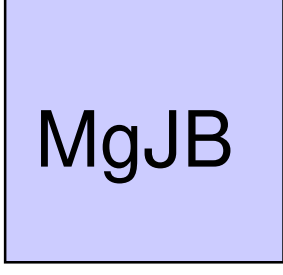
Cables..... 29

Cable Attachments ..... 30

Groundbeds..... 31

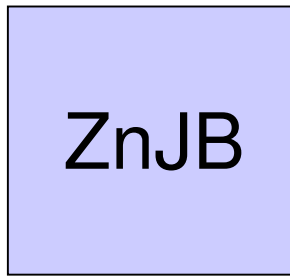
Miscellaneous..... 32

## Junction Boxes

<i>SYMBOLS</i>	<i>GRAPHIC</i>	<i>DESCRIPTION</i>
JB		JUNCTION BOX
AJB		ANODE JUNCTION BOX
NJB		NEGATIVE JUNCTION BOX
PJB		POSITIVE JUNCTION BOX
MgJB		MAGNESIUM ANODE JUNCTION BOX

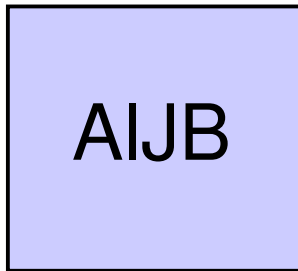
*SYMBOLS**GRAPHIC**DESCRIPTION*

ZnJB



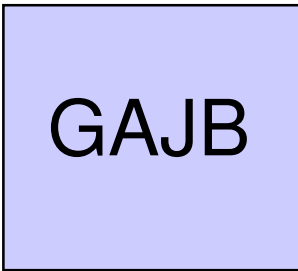
ZINC ANODE JUNCTION BOX

AlJB




ALUMINUM ANODE JUNCTION BOX

GAJB



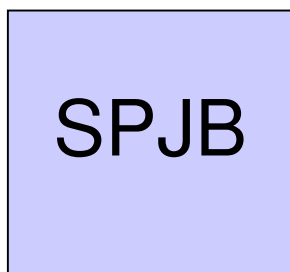
GALVANIC ANODE JUNCTION BOX

IJB



IMPRESSED CURRENT ANODE JUNCTION BOX

SPJB



SPLICE JUNCTION BOX